

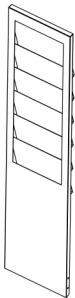
MOD BROCHURE HOLDER

Package Contents

1x Base



1x Main body



2x L Bracket



Set of Felt Pads



1x 4mm Allen Key



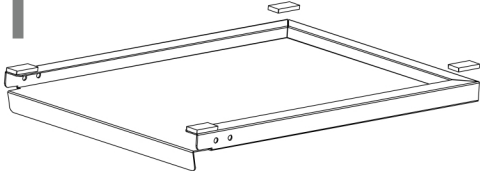
6x Divider



8x M4 Screws and Washers

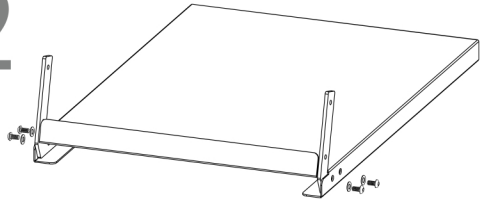


1



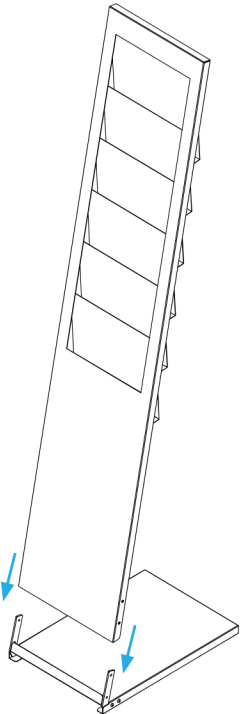
Attach the included felt pads to the base.

2



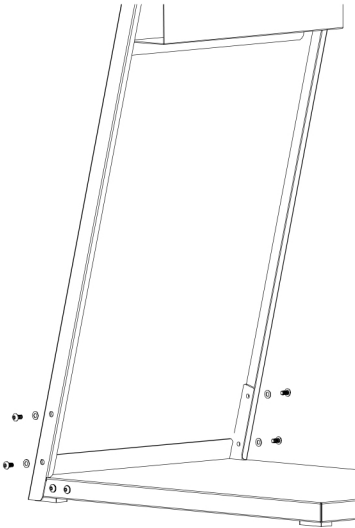
Mount the L brackets on the base. The short side is fixed to the base, the long side is fixed to the main body in the next step.

3



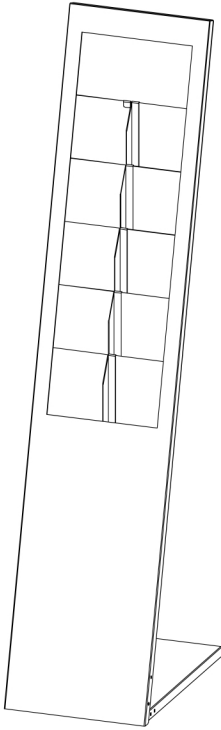
Place the main body on the L brackets. The easiest way to do this is to place the base on the floor and attach the main body from above.

4



Use the screws and washers to tighten the main body onto the L brackets

5



Optional: Hang in the compartment dividers. The short divider is for the top compartment.