
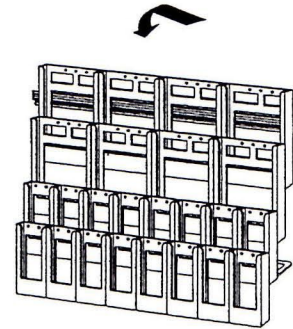


FITTING INSTRUCTIONS

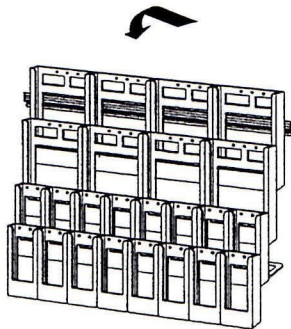


Fix bars to wall

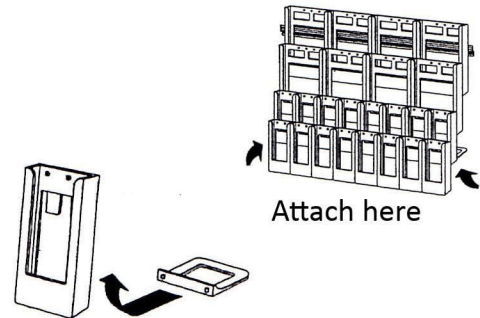
Use 1 bar for 2A4 or 4DL wide system.
Use 2 bars for 4A4 or 8DL wide system



Attach back of brochure holders to pole.



Remaining brochure holders clip on to the front of the holders behind it.



Attach base bracket to left and rightmost brochure holder on the bottom row.

- ◆ To fix the bar, use the predrilled holes or drill holes in the bar to suit studs or bricks, etc.
- ◆ Determine if the bar is level.
- ◆ 6g Pan head wood screws are recommended for fixing to timber.
- ◆ 6g Pan head self tapping screws in conjunction with suitable plastic plugs are recommended for fixing to Masonry or Plasterboard.
- ◆ To clip the holders together, place the back of the front holder onto the front surface of the second holder and simply pull the front holder down until they clip together.
- ◆ Finally place the Universal base stand into the third or fourth holder